

Quality tester CANBUSview XL III

Function

The **CANBUSview XL** is a tool for determining the physical and logic communication quality of the data exchange in CAN networks. The measurement is performed online while the system is running. By means of an adapter the hardware is plugged feedback-free onto the CAN. The measuring and test results are displayed through a software on your PC. A standardized USB interface is used for the connection to the PC. We recommend to use the two ends of each segment/master system as measuring location in the CAN network. For this purpose suitable measuring points have to be provided.

The measuring principle

CAN protocols

With the CANBUSview XL various CAN protocols can be analysed and evaluated in terms of quality, such as CAN, CANopen, SafetyBUS p and DeviceNet. Prior to the measurement the user is requested to select the relevant CAN protocol.

Physical quality determination

Signal quality

The CAN bus works with a differential voltage signal transmitting the logic telegram content to the lines CAN-H and CAN-L. The amount of the voltage differential and the form of these signals are a measure of the physical transmission quality and signal quality. Every bit undergoes a 64-fold scan. Major parameters used for the analysis are edge steepness, signal-to-noise voltage ratio and ripple of the CAN signal.

The measuring result is recorded over the time and as Q-value in the form of a bar chart. This measuring technique allows an easy and quick determination of the actual quality of the data communication.

Wiring test

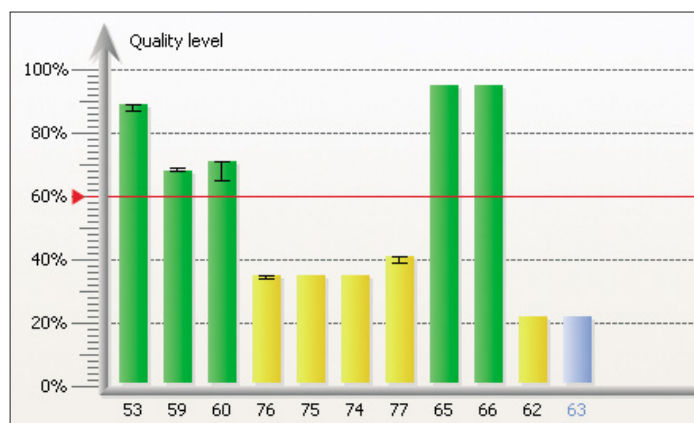
To ensure a correct bus wiring, the CANBUSview XL has an integrated wiring test. Any line short-circuits, line break, missing or additional terminating resistor can be detected and eliminated. In addition the loop resistances of the CAN line and the CAN current supply line and the total line length are determined.

Logic quality determination

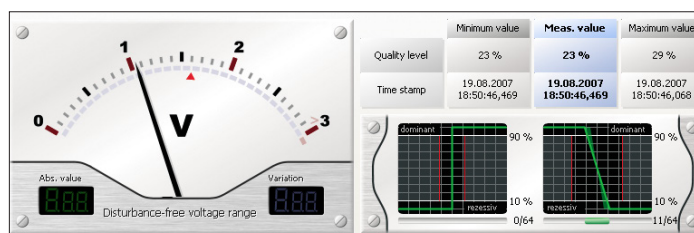
Parallel to the physical transfer quality determination the CANBUSview XL checks the telegram traffic for defective telegrams, missing acknowledgements and overload of bus devices as well as the general bus capacity utilization. The online trigger is used to analyse the communication quality over several days / weeks. This helps to detect sporadic communication faults and allocate the same to a certain period of time. The online trigger is capable of analysing physical and logical faults.





CANBUSview XL III



Bar chart



Individual measurement

Error				
D-Sub 9 connector				
Connector	Pin	Signal	Error	Designation
 Male	7	CAN_H		Line-break test: An interrupt at CAN_H was found. Please solve the problem.
	2	CAN_L		
	5	CAN_SHLD		
	9	CAN_V+		
	6	CAN_V-		

Wiring test

Ordering details

Art. No.

CANBUSview XL III for CAN

119010001

Extension CANopen / SafetyBUS p

119010002

Extension DeviceNet

119010003

Extension SAE J1939

119010004

Extension CANopen Monitor

119010005