

Active measuring point PBMA IP20

Function

For the purpose of physical determination of the signal-to-noise ratio of the PROFIBUS communication non-interacting measuring points are required in every segment of a master system. These measuring points should be accessible during operation. To get optimal information on the physical transmission quality, the measuring points have to be provided at the two ends of a segment.

The PBMA type meets not only the requirements of a non-interacting measuring point but also fulfils the requirements and the function of an active bus termination. The Power LED signals the 24 V power supply required for the terminating resistor.

Diagnostic tools are connected according to the PG / diagnosis interface of the PROFIBUS connector. For a non-interacting connection of a programming device (laptop / field PG) the use of an active programming cable APKA or APKA II is basically recommended.

Bus connection

- Connection according to IDC terminal for Fast Connect PROFIBUS line (Art. No.: 110080001)
- Connection according to screw terminal technique (Art. No.: 110080003)
- 90° cable outlet

Electrical parameters

- Baud rate: 9,6 kbps to 12 Mbps
- Input voltage: 24 VDC (20-28 V, pole-proof)
- Output voltage: 5 VDC / 200 mA short-circuit proof Pin 5 (GND) 6 (+)
- Current drain: Type 30 mA
- Voltage supply through screw terminals
- Integrated terminating resistor, switching according to a sliding switch of the connector from outside

The connection of functional earth is absolutely necessary for the functioning of the PROFIBUS shield!


Ambient conditions

- Operation temperature: 0 °C to +70 °C
- Protective system: IP20


Design

- Dimension (H x W x D): PBMA approx. 82 x 22,5 x 74 mm
PBMB approx. 82 x 22,5 x 40 mm
- Weight: Approx. 116 g
- Casing: Active adapter (PBMB) of plastic materials
- Diagnostic plug Fast Connect: Zinc die casting
- Diagnostic plug screw terminal: Plastic materials metallised
- Fastening: Snapped on the DIN rail according to EN 50022

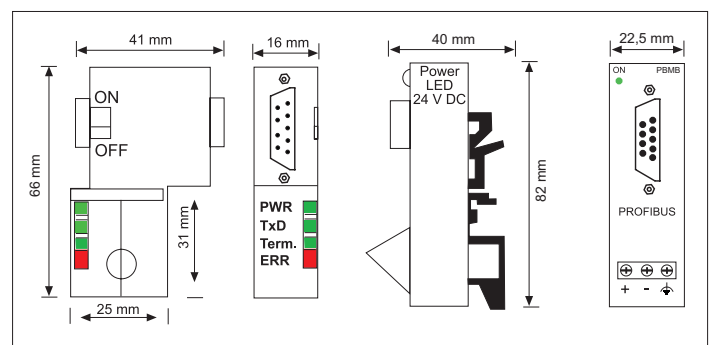
Ordering details	Art. No.
PBMA (PBMB + Diagnoseconnector Fast Connect)	110080001
PBMA (PBMB + Diagnoseconnector Screw terminal)	110080003
Diagnoseconnector PG/90° Fast Connect	110050006
Diagnoseconnector PG/90° Screw terminal	110050009



Active measuring point PBMA IP20 (incl. active adapter PBMB)



Example of use



Engineering drawing